



# MOODLE GUIDE FOR STUDENTS

2017

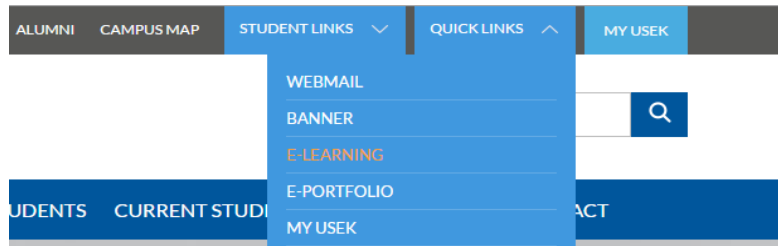


## E-learning platform

### Logging In

You can access the e-learning platform through:

- a- The USEK website ([www.usek.edu.lb](http://www.usek.edu.lb)) and click on “**QUICK LINKS**” then “**E-LEARNING**”.



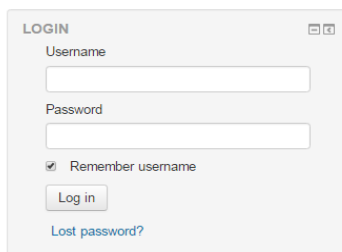
- b- The USEK intranet **MYUSEK** (<http://myusek/en/pages/default.aspx>) and click on the **E-Learning** icon.



- c- Direct link to USEK E-Learning: (<http://elearning.usek.edu.lb/>)

A Moodle page will open; use your **USEK username** and **password** in order to **login**.

### USEK

A screenshot of the Moodle login form. It includes fields for 'Username' and 'Password', a 'Remember username' checkbox (checked), a 'Log in' button, and a 'Lost password?' link.

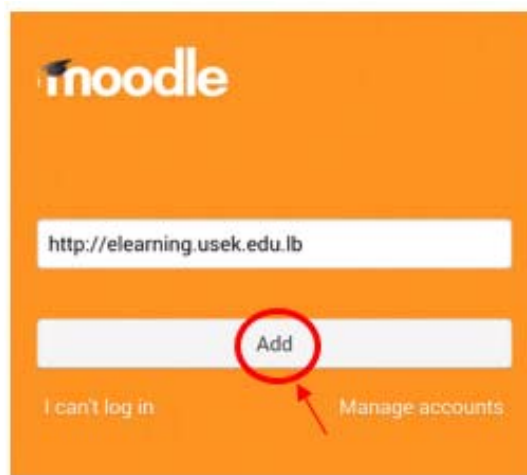
Use your **Student ID number** and **password** in order to **login**. If you have forgotten your username and password, send an email to [elearning@usek.edu.lb](mailto:elearning@usek.edu.lb) or follow the instructions on [webapp.usek.edu.lb/IT](http://webapp.usek.edu.lb/IT).

Once you are logged in; you'll have access to your profile settings, courses, calendar etc.

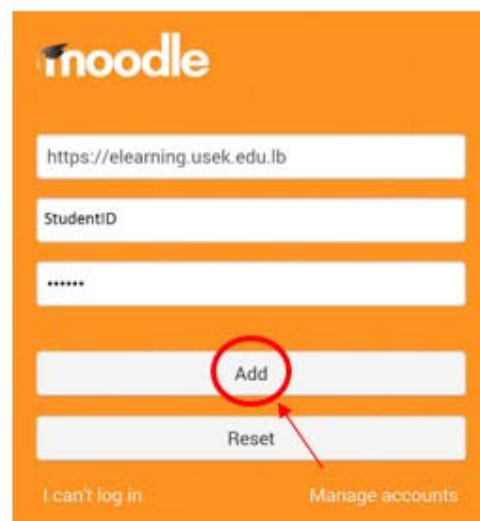
Or you can access the e-learning platform through your mobile (Moodle Mobile).



- 1- Download and Install the application Moodle Mobile on your device
- 2- Launch the application and Insert manually the following URL (<http://elearning.usek.edu.lb/>)



- 3- Insert your Moodle username and password (USEK account)



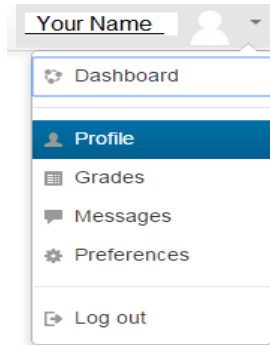
**Note:** this application does not replace the website, it will provide you an easy access to your courses and to your previously added files

## Your Moodle Profile

In Moodle you have the option of setting up and maintaining your faculty profile. Your profile allows students to communicate with you and to get to know you within Moodle.

To update your **Moodle profile**:

- 1- Click on your name appearing on the top-right side of the page, then go to profile.



- 2- Click on the “Edit Profile” link and start editing your profile. (It’s recommended to add a short description/bibliography of yourself along with a photo)

- 3- **DO NOT MISS CLICKING ON UPDATE PROFILE AT THE BOTTOM OF THE PAGE**

To go back to the home page, click on the “Home” link in the navigation block

**Note:** your first name, surname and email address cannot be modified.

# E-learning layout

Once you are logged in; your **home page** will look like the following page:

USEK English (en) Choose your preferred language

## USEK

**LOGIN HELP**

**Username:**

**Instructors:** same as your e-mail (no need to write USEK\ or @usek.edu.lb)

**Students:** your ID number


**NAVIGATION**

**Home**

- Dashboard
- Site pages
- My courses

**NETWORK SERVERS**

Home - Mahara



**Welcome to USEK E-Learning platform !**

- Install Firefox browser for optimal performance
- Install Chrome browser for optimal performance
- Liste des secrétariats et surveillants
- Moodle (Elearning) Guides
- Turnitin Guides
- Referencing Tools
- Eportfolio Guides

If your courses don't appear directly below, instead of the list of faculties, please contact us (elearning@usek.edu.lb)

**CALENDAR**

August 2016

Sun	Mon	Tue	Wed	Thu	Fri	Sat
	1	2	3	4	5	6
7	8	9	10	11	12	13
14	15	16	17	18	19	20
21	22	23	24	25	26	27
28	29	30	31			

**MAIN MENU**

- Main Chat Room
- Main Forum

**E-LEARNING SUPPORT**

**E-mail:** elearning@usek.edu.lb

**ONLINE USERS**

View online users / Click on a user to view their profile or send messages








**Your Courses will be listed below**  
Click on a course to view the course content & material

**My courses**





## Course Page Features

Your instructor will include Resources and Activities to your course materials. The most common activities are:

### Activities


-  Assignment to submit (check due date - browse and upload)
-  Chat (space for online discussion)
-  Choice (vote...)
-  Forum (space for offline discussion)
-  Questionnaire (evaluate, contribute...)
-  Quiz Online Test (check due date)
-  Turnitin Assignment (submit - PLAGIARISM REPORT CHECK)

### Resources

-  File (open or save)
-  Folder (open or save)
-  Page (check out resources)
-  URL (useful link)

## Tests/Quiz Layout

**QUIZ NAVIGATION**

 **Number of questions**

1 2 3 4 5

Finish attempt ...

**Question 1**

Answer saved

Marked out of 1.00

---

**Question 2**

Not yet answered

Marked out of 1.00

---

**Question 3**






Not yet answered

Marked out of 1.00

Flag a question if you do not know the answer and get back to it

## Grades + User Grader Report

Check your grades in the course administration block on the left of the course page

ADMINISTRATION	Grade item	Calculated weight	Grade	Range	Percentage	Feedback	Contribution to course total
Course administration <span style="color: blue;">Grades</span>	<b>Training-Level1-201620</b>						
	 Turnitin Assignment (submit - PLAGIARISM REPORT CHECK)	-	-	0-100	-	-	-
	 Quiz Online Test (check due date)	0.00 % ( Empty )	-	0-10	-	-	0.00 %
	<b>Assignments</b>						
	 Assignment to submit (check due date - browse and upload)	-	-	0-100	-	-	-
	 <b>Assignments total</b> Weighted mean of grades.	-	-	0-100	-	-	-
	 <b>Course total</b> Weighted mean of grades.	-	-	0-100	-	-	-

**Information Technology Office (IT)**

**USEK Main Campus, Kaslik**

**Tel: + 961 9 600 414**

**+ 961 9 600 499**

**E-mail: [elearning@usek.edu.lb](mailto:elearning@usek.edu.lb)  
[servicedesk@usek.edu.lb](mailto:servicedesk@usek.edu.lb)**

**Quality Assurance and Institutional Effectiveness  
Office (QAIE)**

**USEK Main Campus, Kaslik**

**Tel: + 961 9 600 351**

**+ 961 9 600 352**

**E-mail: [qualite@usek.edu.lb](mailto:qualite@usek.edu.lb)**